



N A W A T E C H

# PROSMARTPLAN


INFORMATION A FINGERTIPS

# ABOUT COMPANY

PT NAWA TEKNOLOGI MANDIRI

## OUR CORPORATION

PT Nawa Teknologi Mandiri focuses on digitalization-based consulting and software solutions for convenience, integration and data security. We have professional staff who have worked on international scale application projects.



# Our Team

GREAT TEAMWORK



## WAHYU HIDAYAT

Has 12 years of experience in the IT field. Sector industries have been worked on, starting from the financial, manufacturing, oil and gas industries

CEO  
CHIEF EXECUTIVE OFFICER



## MAHMUD AMMA RIZKI

Has experience as a software architect for 5 years in an international company. Focus on cloud technology, microservices and cyber security

CTO  
CHIEF TECHNOLOGY OFFICER

# Our Team

GREAT TEAMWORK



## EKO SATRIA

Experienced in managing projects for more than 5 years. Specialist in ISO 9001:2015, documentation, procedure methods and workflow design

CBD

CHIEF BUSINESS DEVELOPMENT

# PROSMARTPLAN

## Kenapa Harus Prosmartplan

KESULITAN PENELITIAN DAN PELAPORAN

REQUIRE MORE RESOURCES

INFORMATION NOT CENTRALIZED YET

THE MANUAL PROCESS SOMETIMES CREATES INFORMATION DELAYS



Sign In To Portal

[Forgot Password](#)

Sign In

# PROSMARTPLAN

## Benefit

### INFORMASI TERPUSAT

SENTRALISASI INFORMASI DAN SELALU TERSEDIA ONLINE

DATA TERPUSAT MENGURANGI PROSES PENAMBAHAN DATA BERULANG.

### EFFICIENCY

APLIKASI DIKEMBANGKAN BERDASARKAN ISO 9001:2015  
SEHINGGA PENGGUNAANNYA AKAN LEBIH MUDAH DIPAHAMI.

MENINGKATKAN EFISIENSI ALUR KERJA DAN PENGHEMATAN  
BIAYA

### REALTIME

INFORMASI ADA DI UJUNG JARI ANDA SEHINGGA ANDA  
DAPAT MEMBUAT KEPUTUSAN YANG TEPAT

# PROSMARTPLAN

## ENGINEERING

1. MENGENDALIKAN DESAIN / DRAWING
2. PENYIMPANAN DAN PENYEDIA DRAWING

## FEATURES

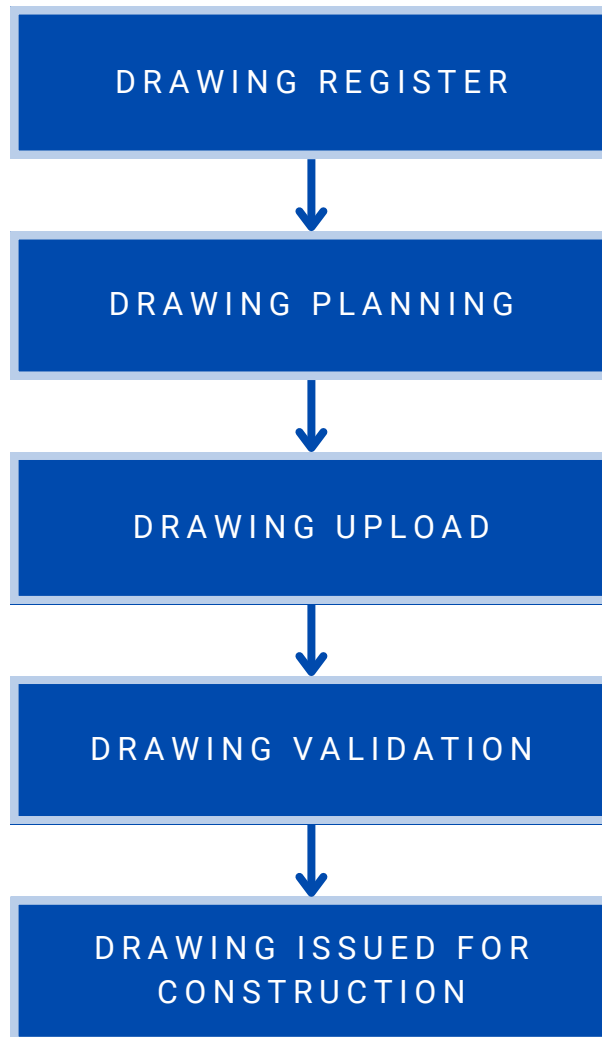
1. DRAWING REGISTER
2. DRAWING PLANNING
3. DRAWING STATUS
4. DRAWING TRACKING
5. MTO
6. ENGINEERING PERSONNEL ACTIVITIES
7. ENGINEERING PERSONNEL MANHOURS
8. ENGINEERING PERSONNEL KPI
9. BASIC DATA OF PROJECT
10. VALIDATION IN EACH PART
11. DATA EXPORT
12. DRAWING UPLOAD / DOWNLOAD

## CONTENTS

1. PROJECT CODE / NAME
2. MODULE / BUILDING TYPE
3. DISCIPLINE
4. DOCUMENT / DRAWING NUMBER
5. DOCUMENT / DRAWING TITLE
6. DRAWING TYPE
7. REVISION NUMBER
8. PERSONNEL INCHARGE
9. OTHER INFORMATION REQUIRED

# PROSMARTPLAN

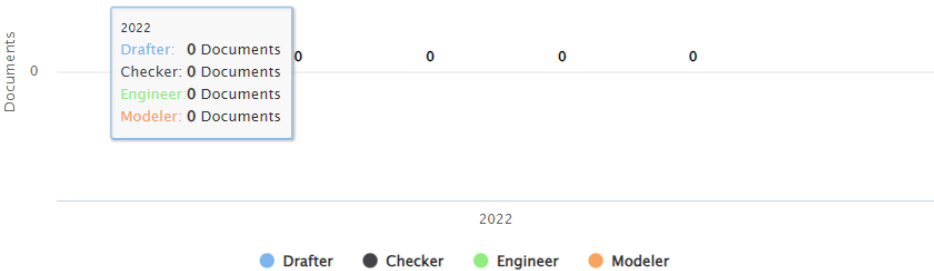
## ENGINEERING FLOW





# PROSMARTPLAN

Total All Document Activity in 2023



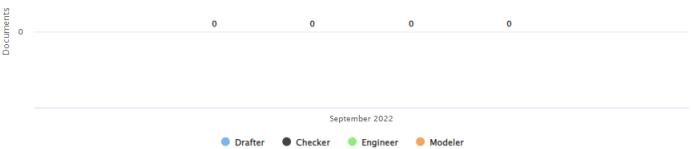
Dashboard Engineering Activity

Month :

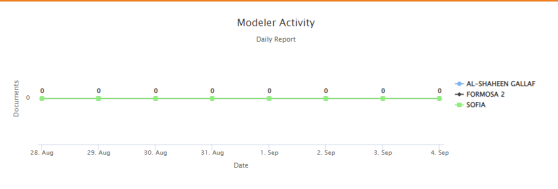
Total All Document Activity in 2023



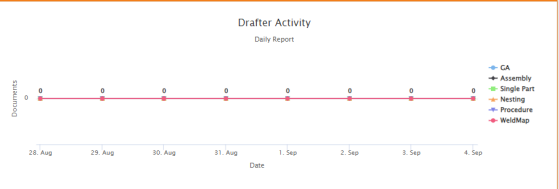
Total All Document Activity in September 2022



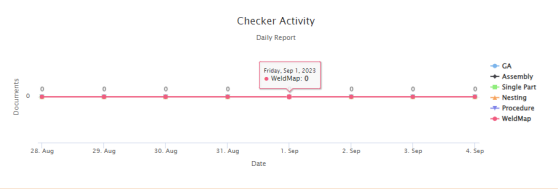
Modeler Status Activity



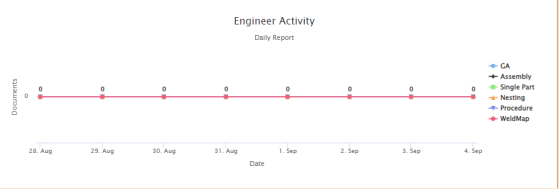
Drafter Status Activity



Checker Status Activity



Engineer Status Activity



# PROSMARTPLAN

PROCUREMENT

MENGENDALIKAN EQUIPMENT /  
TRANSPORTATION / MATERIAL /  
CONSUMABLE

## F I T U R S

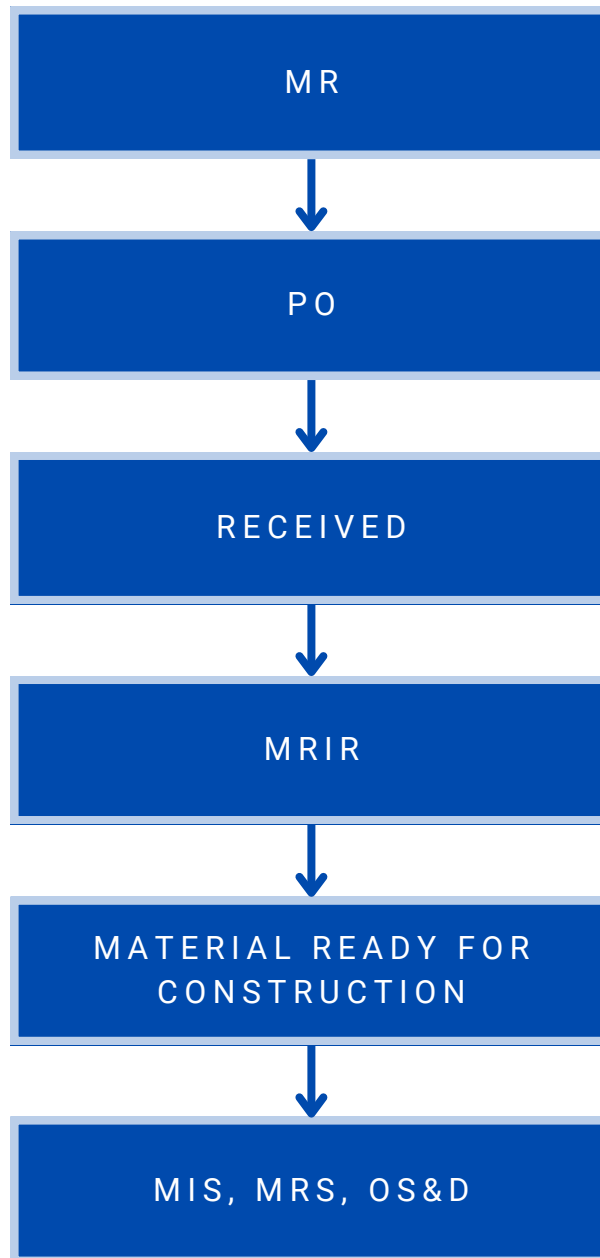
1. PROCUREMENT REQUEST
2. PROCUREMENT TRACKING
3. PURCHASE ORDER (PO)
4. RECEIVED REGISTER
5. MATERIAL RECEIVE INSPECTION REPORT (MRIR)
6. OFFER / SHORT / DAMAGE OF MATERIAL CONTROL (OS&D)
7. MATERIAL ISSUED SLIP (MIS)
8. MATERIAL RETURNED SLIP (MRS)
9. MATERIAL CONTROL AND STATUS
10. CONSUMABLES CONTROL AND STATUS
11. TOOLS AND EQUIPMENT CONTROL AND STATUS
12. TRANSPORTATION CONTROL AND STATUS
13. PERSONNEL ORDER RECORD
14. PROCUREMENT PERSONNEL ACTIVITIES
15. PROCUREMENT PERSONNEL MANHOURS
16. PROCUREMENT PERSONNEL KPI
17. VALIDATION IN EACH PART
18. DATA EXPORT
19. DOCUMENT UPLOAD / DOWNLOAD (CERT, PO, DO, PL, ETC)

## C O N T E N T S

DESCRIPTION OF EQUIPMENT / TRANSPORTATION / MATERIAL / CONSUMABLES. FROM TITLE, GRADE, DIMENSION, BRAND, VENDOR, TAG, HEAT, CERT, AND ANOTHER INFORMATION

# PROSMARTPLAN

## PROCUREMENT FLOW



# PROSMARTPLAN

## Warehouse Dashboard

MATERIAL TOOLS & CONSUMABLE MAIN STORE

PPE GAS

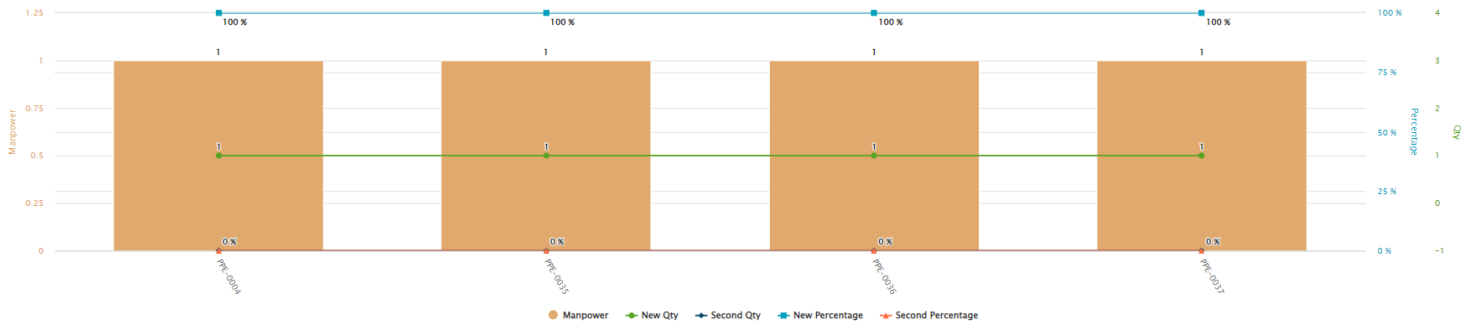
2023 September YARD Search

### Monthly Issued

Total Manpower : 2 Worker(s)

Total Qty New : 4  
Total Qty Second : 0

#### Monthly Issued - September 2023



### MRIR

MATERIAL

CONSUMABLE

Material

| MRIR SUBMITTED | MRIR APPROVED (ITEM) | TOTAL QTY (PCS) | TOTAL WEIGHT (KG) | MRIR PENDING (ITEM) | TOTAL QTY (PCS) | TOTAL WEIGHT (KG) | MRIR CMLTV (ITEM) | TOTAL QTY CMLTV (PCS) | TOTAL WEIGHT CMLTV (KG) |
|----------------|----------------------|-----------------|-------------------|---------------------|-----------------|-------------------|-------------------|-----------------------|-------------------------|
| 1295           | 22,866.00            | 1,066,782.00    | 30,250,727.95     | 706.00              | 60,482.00       | 837,885.53        | 23,572.00         | 1,127,264.00          | 31,088,613.48           |

### Material Issued

| DISCIPLINE | CATEGORY                 | CLASS | QTY       | TONNAGE |
|------------|--------------------------|-------|-----------|---------|
|            | THREADED FLANGE          | -     | 0         | 0.00    |
|            | Structure                | -     | 208691    | 0.00    |
|            | E&I                      | -     | 368702.37 | 0.00    |
|            | PLATE                    | -     | 19260     | 0.00    |
|            | RAW PIPE                 | -     | 47735     | 0.00    |
| Piping     | CAP                      | -     | 0         | 0.00    |
| Piping     | PERFORATED PLATE         | -     | 1         | 0.00    |
| Piping     | WOVEN MESH               | -     | 1         | 0.00    |
| Piping     | BULKHEAD FITTING         | -     | 6         | 0.00    |
| Piping     | flange ( SO )            | -     | 10        | 0.05    |
| Piping     | HOSES & HOSE CONNECTIONS | 3.1   | 0         | 0.00    |
| Piping     | PIPE MARKER              | -     | 0         | 0.00    |
| Piping     | NOZZLE                   | -     | 15        | 0.01    |

# PROSMARTPLAN

CONSTRUCTION

MENGENDALIKAN PRODUKSI /  
CONSTRUKSI

## F I T U R S

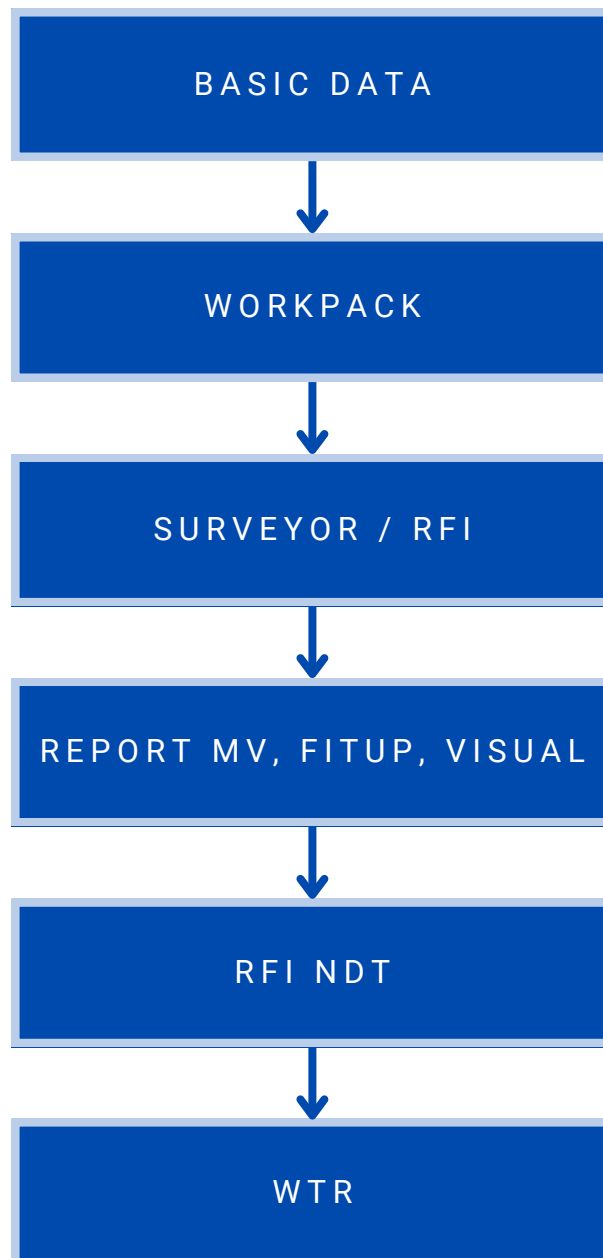
1. PROJECT MONITORING
2. BASIC DATA (TEMPLATE)
3. PLANNING (WORKPACK)
4. MAN-HOURS CALCULATE (WORKPACK)
5. PROGRESS CLAIM (WORKPACK > SURVEYOR APP MOBILE)
6. RFI FOR MV, FITUP, VISUAL, DIMENSIONAL, NDT
7. REPORT FOR MV, FITUP, VISUAL, DIMENSIONAL, NDT, WTR
8. RFI AND REPORT VALIDATION
9. DATA TRACKING (DRAWING, TAG, PIECEMARK, JOINT, STATUS)
10. PERSONNEL KPI (FITTER, WELDER, SPV, INSPECTOR)
11. REJECTION RATE

## C O N T E N T S

1. PROJECT CODE / NAME
2. MODULE / BUILDING TYPE
3. DISCIPLINE
4. DOCUMENT NUMBERING (WP, REPORT, DRAWING)
5. ITEM IDENTIFICATION (PIECEMARK, TAG, JOINT DAN PROFIL)
6. PERSONNEL INCHARGE
7. OTHER INFORMATION REQUIRED

# PROSMARTPLAN

## CONSTRUCTION FLOW



# PROSMARTPLAN

## Production & Quality Dashboard

FABRICATION

WELDING & NDT

SECTOR & LOCATION

KPI

Rejection Rate - All Series

by NDT Testing Date

Overall

Length Welded (mm) Length Tested (mm) % Tested Defect Length (mm) % Weekly Rejection Rate Cumulative Length Welded (mm) Cumulative Length Tested (mm)  
Cumulative Defect Length (mm) % Tested Cumulative % Rejection Rate Cumulative NDT Average Time (Days) Cumulative NDT Average Time (Days)



### KPI SURVEYOR

Show 10 entries

Search:

Name Total Progress Material (Web) Total Progress Material (Mobile) Total Progress Fitup (Web) Total Progress Fitup (Mobile) Total Progress Visual (Web) Total Progress Visual (Mobile) Total Progress ITR (Web) Total Progress ITR (Mobile)

No data available in table

## Production & Quality Dashboard

FABRICATION

WELDING & NDT

SECTOR & LOCATION

KPI

| Total By         | Template | MV    | ITR    |
|------------------|----------|-------|--------|
| Placemark        | 0        | 0     | 0      |
| Weight (ton)     | 0.00     | 0.00  | 0.00   |
| Total By         | Template | Fitup | Visual |
| Joints           | 0        | 0     | 0      |
| Weld Length (mm) | 0.00     | 0.00  | 0.00   |

Surveyor MV



Surveyor FU



Surveyor VT




Fitup by Joint



Fitup by Weld Length (m)



Visual by Joint



Visual by Weld Length (m)



Material



NDT



Workpack Summary

0 0 0 0 0 0 0 0 0 0 0 0 0 0 0 0

PF

FB

AS

ER

# PROSMARTPLAN

CONSTRUCTION

MENGENDALIKAN PRODUKSI /  
CONSTRUKSI

## F I T U R S

1. PROJECT MONITORING
2. BASIC DATA (TEMPLATE)
3. PLANNING (WORKPACK)
4. MAN-HOURS CALCULATE (WORKPACK)
5. PROGRESS CLAIM (WORKPACK > SURVEYOR APP MOBILE)
6. RFI FOR MV, FITUP, VISUAL, DIMENSIONAL, NDT
7. REPORT FOR MV, FITUP, VISUAL, DIMENSIONAL, NDT, WTR
8. RFI AND REPORT VALIDATION
9. DATA TRACKING (DRAWING, TAG, PIECEMARK, JOINT, STATUS)
10. PERSONNEL KPI (FITTER, WELDER, SPV, INSPECTOR)
11. REJECTION RATE

## C O N T E N T S

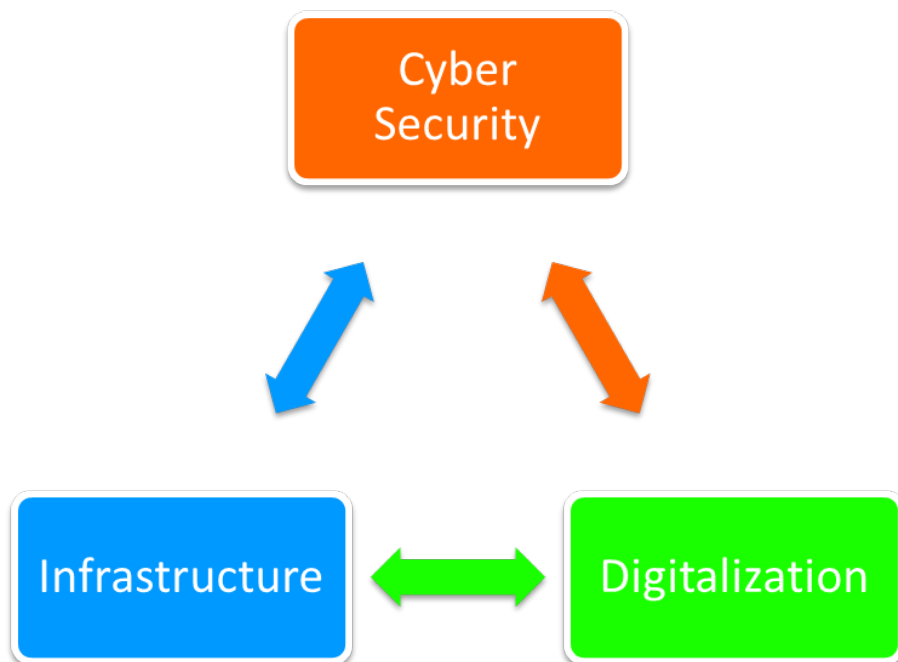
1. PROJECT CODE / NAME
2. MODULE / BUILDING TYPE
3. DISCIPLINE
4. DOCUMENT NUMBERING (WP, REPORT, DRAWING)
5. ITEM IDENTIFICATION (PIECEMARK, TAG, JOINT DAN PROFIL)
6. PERSONNEL INCHARGE
7. OTHER INFORMATION REQUIRED



# PROSMARTPLAN

## Lanjut Security Apps

PROSMARTPLAN LIFE CYCLE



Cyber security is an important point in application development and hardware selection to be used

## Lanjut Security Apps

### ZERO TRUST METHOD



#### Zero Trust Device

- The devices that are used and will be connected to the SMOE network are devices that are owned and managed by IT PT SMOE

#### Zero Trust Networks

- The PT SMOE network is not connected to other parties' networks
- Connectivity requests are made at the firewall using a site-to-site VPN

#### Zero Trust Workload

- Workload or urgent work does not neglect cyber security

#### Zero Trust People

- Each entrance point to the network, system and IT device must use a password
- In the future, multi-factor authentication will be applied when requests enter the network, systems and IT devices

# PROSMARTPLAN

## CONTACT US



+62 812 7512 7779



[sales@nawatech.co.id](mailto:sales@nawatech.co.id)



Komp Tiban Hill Blok A No. 3A